



Location: CMA1b - Harbour Grand Hotel Boundary Wall

Report on 24-hour TSP monitoring

Action Level ( $\mu\text{g}/\text{m}^3$ ) - 176.7

Limit Level ( $\mu\text{g}/\text{m}^3$ ) - 260

Date	Sampling Time	Weather Condition	Filter paper no.	Filter Weight, g		Elapse Time, hr		Sampling Time, hr	Flow Rate, $\text{m}^3/\text{min}$			Total Volume, $\text{m}^3$	TSP Level, $\mu\text{g}/\text{m}^3$
				Initial	Final	Initial	Final		Initial, $Q_{si}$	Final, $Q_{sf}$	Average		
28-Jan-21	08:00	Fine	CMA1b_24hr_007026	2.7133	2.8339	16787.07	16811.07	24.00	1.29	1.30	1.30	1869	64.5
03-Feb-21	08:00	Fine	CMA1b_24hr_007064	2.7071	2.8399	16814.07	16838.07	24.00	1.30	1.29	1.30	1866	71.2
09-Feb-21	08:00	Fine	CMA1b_24hr_007104	2.7526	2.9004	16841.07	16865.07	24.00	1.29	1.30	1.29	1864	79.3
11-Feb-21	08:00	Fine	CMA1b_24hr_007001	2.7298	2.7647	16868.07	16892.07	24.00	1.29	1.29	1.29	1864	18.7
20-Feb-21	08:00	Fine	CMA1b_24hr_007005	2.7350	2.8813	16895.07	16919.07	24.00	1.29	1.29	1.29	1860	78.6
27-Feb-21	16:30	Rainy	CMA1b_24hr_007331	2.5712	2.6621	16948.93	16972.93	24.00	1.29	1.29	1.29	1859	48.9

Remarks: Due to the electricity interruption, 24-hr TSP monitoring was rescheduled from 26 February 2021 to 27 February 2021

Report on 1-hour TSP monitoring

Action Level ( $\mu\text{g}/\text{m}^3$ ) - 320.1

Limit Level ( $\mu\text{g}/\text{m}^3$ ) - 500

Date	Sampling Time	Weather Condition	Filter paper no.	Filter Weight, g		Elapse Time, hr		Sampling Time, hr	Flow Rate, $\text{m}^3/\text{min}$			Total Volume, $\text{m}^3$	TSP Level, $\mu\text{g}/\text{m}^3$
				Initial	Final	Initial	Final		Initial, $Q_{si}$	Final, $Q_{sf}$	Average		
29-Jan-21	08:45	Fine	CMA1b_1hr_1_007061	2.7073	2.7125	16811.07	16812.07	1.00	1.30	1.30	1.30	78	66.6
29-Jan-21	09:47	Fine	CMA1b_1hr_2_007062	2.7165	2.7242	16812.07	16813.07	1.00	1.30	1.30	1.30	78	98.7
29-Jan-21	10:49	Fine	CMA1b_1hr_3_007063	2.7169	2.7236	16813.07	16814.07	1.00	1.30	1.30	1.30	78	85.9
04-Feb-21	08:30	Fine	CMA1b_1hr_1_007101	2.7388	2.7428	16838.07	16839.07	1.00	1.29	1.29	1.29	78	51.5
04-Feb-21	09:35	Fine	CMA1b_1hr_2_007102	2.7320	2.7368	16839.07	16840.07	1.00	1.29	1.29	1.29	78	61.8
04-Feb-21	10:40	Fine	CMA1b_1hr_3_007103	2.7519	2.7569	16840.07	16841.07	1.00	1.29	1.29	1.29	78	64.4
10-Feb-21	08:45	Fine	CMA1b_1hr_1_007105	2.7530	2.7598	16865.07	16866.07	1.00	1.30	1.30	1.30	78	87.5
10-Feb-21	09:47	Fine	CMA1b_1hr_2_007070	2.7160	2.7194	16866.07	16867.07	1.00	1.30	1.30	1.30	78	43.7
10-Feb-21	10:49	Fine	CMA1b_1hr_3_007071	2.7154	2.7172	16867.07	16868.07	1.00	1.30	1.30	1.30	78	23.2
16-Feb-21	08:40	Fine	CMA1b_1hr_1_007002	2.7447	2.7492	16892.07	16893.07	1.00	1.29	1.29	1.29	77	58.2
16-Feb-21	09:45	Fine	CMA1b_1hr_2_007003	2.7383	2.7427	16893.07	16894.07	1.00	1.29	1.29	1.29	77	56.9
16-Feb-21	10:48	Fine	CMA1b_1hr_3_007004	2.7365	2.7402	16894.07	16895.07	1.00	1.29	1.29	1.29	77	47.8
22-Feb-21	08:50	Fine	CMA1b_1hr_1_007016	2.7300	2.7368	16919.07	16920.07	1.00	1.29	1.29	1.29	77	88.0
22-Feb-21	09:52	Fine	CMA1b_1hr_2_007017	2.7244	2.7293	16920.07	16921.07	1.00	1.29	1.29	1.29	77	63.4
22-Feb-21	10:54	Fine	CMA1b_1hr_3_007019	2.7214	2.7266	16921.07	16922.07	1.00	1.29	1.29	1.29	77	67.3
27-Feb-21	09:26	Rainy	CMA1b_1hr_1_007338	2.5814	2.5855	16945.93	16946.93	1.00	1.29	1.29	1.29	77	52.9
27-Feb-21	10:28	Rainy	CMA1b_1hr_2_007333	2.5588	2.5630	16946.93	16947.93	1.00	1.29	1.29	1.29	77	54.2
27-Feb-21	13:00	Rainy	CMA1b_1hr_3_007330	2.5714	2.5825	16947.93	16948.93	1.00	1.29	1.29	1.29	77	143.3



Location: CMA2a - Causeway Bay Community Centre

Report on 24-hour TSP monitoring  
Action Level ( $\mu\text{g}/\text{m}^3$ ) - 169.5  
Limit Level ( $\mu\text{g}/\text{m}^3$ ) - 260

Date	Sampling Time	Weather Condition	Filter paper no.	Filter Weight, g		Elapse Time, hr		Sampling Time, hr	Flow Rate, $\text{m}^3/\text{min}$			Total Volume, $\text{m}^3$	TSP Level, $\mu\text{g}/\text{m}^3$
				Initial	Final	Initial	Final		Initial, $Q_{si}$	Final, $Q_{sf}$	Average		
28-Jan-21	08:00	Fine	CMA2a_24hr_007025	2.7193	2.8927	3334.95	3358.95	24.00	1.37	1.38	1.38	1980	87.6
04-Feb-21	11:15	Fine	CMA2a_24hr_007108	2.7269	2.8608	3364.96	3388.96	24.00	1.38	1.37	1.37	1978	67.7
09-Feb-21	08:00	Fine	CMA2a_24hr_007340	2.5863	2.7512	3388.96	3412.96	24.00	1.37	1.37	1.37	1975	83.5
11-Feb-21	08:00	Fine	CMA2a_24hr_007060	2.7007	2.7475	3415.97	3439.97	24.00	1.37	1.37	1.37	1975	23.7
20-Feb-21	08:00	Fine	CMA2a_24hr_007009	2.7205	2.8260	3442.97	3466.97	24.00	1.37	1.37	1.37	1971	53.5
26-Feb-21	08:00	Rainy	CMA2a_24hr_007013	2.7084	2.8374	3469.97	3493.97	24.00	1.36	1.37	1.36	1962	65.7

Remarks: Due to the electricity interruption, 24-hr TSP monitoring was rescheduled from 03 February 2021 to 04 February 2021

Report on 1-hour TSP monitoring  
Action Level ( $\mu\text{g}/\text{m}^3$ ) - 323.4  
Limit Level ( $\mu\text{g}/\text{m}^3$ ) - 500

Date	Sampling Time	Weather Condition	Filter paper no.	Filter Weight, g		Elapse Time, hr		Sampling Time, hr	Flow Rate, $\text{m}^3/\text{min}$			Total Volume, $\text{m}^3$	TSP Level, $\mu\text{g}/\text{m}^3$
				Initial	Final	Initial	Final		Initial, $Q_{si}$	Final, $Q_{sf}$	Average		
29-Jan-21	08:50	Fine	CMA2a_1hr_1_007065	2.7188	2.7248	3358.95	3359.95	1.00	1.38	1.38	1.38	83	72.5
29-Jan-21	09:52	Fine	CMA2a_1hr_2_007066	2.7253	2.7311	3359.95	3360.95	1.00	1.38	1.38	1.38	83	70.1
29-Jan-21	10:55	Fine	CMA2a_1hr_3_007067	2.7049	2.7120	3360.95	3361.95	1.00	1.38	1.38	1.38	83	85.8
04-Feb-21	08:00	Fine	CMA2a_1hr_1_007068	2.6953	2.7082	3361.96	3362.96	1.00	1.37	1.37	1.37	82	156.7
04-Feb-21	09:02	Fine	CMA2a_1hr_2_007106	2.7367	2.7408	3362.96	3363.96	1.00	1.37	1.37	1.37	82	49.8
04-Feb-21	10:05	Fine	CMA2a_1hr_3_007107	2.7360	2.7418	3363.96	3364.96	1.00	1.37	1.37	1.37	82	70.5
10-Feb-21	08:50	Fine	CMA2a_1hr_1_007058	2.6993	2.7099	3412.96	3413.96	1.00	1.37	1.37	1.37	82	128.7
10-Feb-21	09:52	Fine	CMA2a_1hr_2_007109	2.7331	2.7387	3413.96	3414.96	1.00	1.37	1.37	1.37	82	68.0
10-Feb-21	10:54	Fine	CMA2a_1hr_3_007059	2.7055	2.7098	3414.96	3415.96	1.00	1.37	1.37	1.37	82	52.2
16-Feb-21	08:50	Fine	CMA2a_1hr_1_007006	2.7297	2.7352	3439.97	3440.97	1.00	1.37	1.37	1.37	82	67.1
16-Feb-21	09:52	Fine	CMA2a_1hr_2_007007	2.7326	2.7384	3440.97	3441.97	1.00	1.37	1.37	1.37	82	70.8
16-Feb-21	10:54	Fine	CMA2a_1hr_3_007008	2.7266	2.7308	3441.97	3442.97	1.00	1.37	1.37	1.37	82	51.2
22-Feb-21	08:45	Fine	CMA2a_1hr_1_007069	2.7121	2.7212	3466.97	3467.97	1.00	1.36	1.36	1.36	82	111.2
22-Feb-21	09:47	Fine	CMA2a_1hr_2_007014	2.7083	2.7119	3467.97	3468.97	1.00	1.36	1.36	1.36	82	44.0
22-Feb-21	10:50	Fine	CMA2a_1hr_3_007015	2.7348	2.7386	3468.97	3469.97	1.00	1.36	1.36	1.36	82	46.5
27-Feb-21	08:35	Rainy	CMA2a_1hr_1_007337	2.5818	2.5870	3493.97	3494.97	1.00	1.37	1.37	1.37	82	63.4
27-Feb-21	09:37	Rainy	CMA2a_1hr_2_007332	2.5802	2.5853	3494.97	3495.97	1.00	1.37	1.37	1.37	82	62.1
27-Feb-21	10:39	Rainy	CMA2a_1hr_3_007339	2.5861	2.5910	3495.97	3496.97	1.00	1.37	1.37	1.37	82	59.7



Location: CMA3a - CWB PRE Site Office Area

Report on 24-hour TSP monitoring  
 Action Level ( $\mu\text{g}/\text{m}^3$ ) - 171  
 Limit Level ( $\mu\text{g}/\text{m}^3$ ) - 260

Date	Sampling Time	Weather Condition	Filter paper no.	Filter Weight, g		Elapse Time, hr		Sampling Time, hr	Flow Rate, $\text{m}^3/\text{min}$			Total Volume, $\text{m}^3$	TSP Level, $\mu\text{g}/\text{m}^3$
				Initial	Final	Initial	Final		Initial, $Q_{si}$	Final, $Q_{sf}$	Average		
28-Jan-21	08:00	Fine	CMA3a_24hr_007021	2.7231	2.8508	13694.77	13718.77	24.00	1.21	1.22	1.21	1749	73.0
03-Feb-21	08:00	Fine	CMA3a_24hr_007184	2.7395	2.8806	13721.77	13745.77	24.00	1.21	1.21	1.21	1747	80.8
09-Feb-21	08:00	Fine	CMA3a_24hr_007116	2.7309	2.8678	13748.77	13772.77	24.00	1.21	1.21	1.21	1745	78.4
11-Feb-21	08:00	Fine	CMA3a_24hr_007128	2.7266	2.7545	13775.77	13799.77	24.00	1.21	1.21	1.21	1742	73.0
20-Feb-21	08:00	Fine	CMA3a_24hr_007141	2.7132	2.8403	13802.77	13826.77	24.00	1.21	1.21	1.21	1735	54.3
26-Feb-21	08:00	Rainy	CMA3a_24hr_007335	2.5642	2.6584	13829.77	13853.77	24.00	1.20	1.21	1.21	1735	54.3

Report on 1-hour TSP monitoring  
 Action Level ( $\mu\text{g}/\text{m}^3$ ) - 311.3  
 Limit Level ( $\mu\text{g}/\text{m}^3$ ) - 500

Date	Sampling Time	Weather Condition	Filter paper no.	Filter Weight, g		Elapse Time, hr		Sampling Time, hr	Flow Rate, $\text{m}^3/\text{min}$			Total Volume, $\text{m}^3$	TSP Level, $\mu\text{g}/\text{m}^3$
				Initial	Final	Initial	Final		Initial, $Q_{si}$	Final, $Q_{sf}$	Average		
29-Jan-21	08:30	Fine	CMA3a_1hr_1_007186	2.7393	2.7448	13718.77	13719.77	1.00	1.22	1.22	1.22	73	75.3
29-Jan-21	09:32	Fine	CMA3a_1hr_2_007185	2.7331	2.7378	13719.77	13720.77	1.00	1.22	1.22	1.22	73	64.3
29-Jan-21	10:34	Fine	CMA3a_1hr_3_007183	2.7271	2.7314	13720.77	13721.77	1.00	1.22	1.22	1.22	73	58.9
04-Feb-21	08:50	Fine	CMA3a_1hr_1_007125	2.7225	2.7276	13745.77	13746.77	1.00	1.21	1.21	1.21	73	70.1
04-Feb-21	09:52	Fine	CMA3a_1hr_2_007115	2.7340	2.7398	13746.77	13747.77	1.00	1.21	1.21	1.21	73	79.7
04-Feb-21	10:54	Fine	CMA3a_1hr_3_007117	2.7311	2.7391	13747.77	13748.77	1.00	1.21	1.21	1.21	73	110.0
10-Feb-21	08:35	Fine	CMA3a_1hr_1_007123	2.7086	2.7109	13772.77	13773.77	1.00	1.21	1.21	1.21	73	31.6
10-Feb-21	09:37	Fine	CMA3a_1hr_2_007124	2.7323	2.7332	13773.77	13774.77	1.00	1.21	1.21	1.21	73	12.4
10-Feb-21	10:39	Fine	CMA3a_1hr_3_007126	2.7109	2.7113	13774.77	13775.77	1.00	1.21	1.21	1.21	73	5.5
16-Feb-21	08:35	Fine	CMA3a_1hr_1_007127	2.7230	2.7273	13799.77	13800.77	1.00	1.21	1.21	1.21	72	59.3
16-Feb-21	09:37	Fine	CMA3a_1hr_2_007138	2.7193	2.7234	13800.77	13801.77	1.00	1.21	1.21	1.21	72	56.6
16-Feb-21	10:39	Fine	CMA3a_1hr_3_007139	2.7242	2.7282	13801.77	13802.77	1.00	1.21	1.21	1.21	72	55.2
22-Feb-21	09:35	Fine	CMA3a_1hr_1_007140	2.7088	2.7136	13826.77	13827.77	1.00	1.21	1.21	1.21	72	66.4
22-Feb-21	10:35	Fine	CMA3a_1hr_2_007152	2.7422	2.7478	13827.77	13828.77	1.00	1.21	1.21	1.21	72	77.4
22-Feb-21	13:00	Fine	CMA3a_1hr_3_007153	2.7544	2.7622	13828.77	13829.77	1.00	1.21	1.21	1.21	72	107.8
27-Feb-21	13:00	Rainy	CMA3a_1hr_1_007329	2.5726	2.5769	13853.77	13854.77	1.00	1.21	1.21	1.21	73	59.3
27-Feb-21	14:02	Rainy	CMA3a_1hr_2_007322	2.6040	2.6076	13854.77	13855.77	1.00	1.21	1.21	1.21	73	49.6
27-Feb-21	15:04	Rainy	CMA3a_1hr_3_007321	2.6222	2.6316	13855.77	13856.77	1.00	1.21	1.21	1.21	73	129.6



Location: MA1b - Harbour Building

Report on 24-hour TSP monitoring

Action Level ( $\mu\text{g}/\text{m}^3$ ) - 173.4

Limit Level ( $\mu\text{g}/\text{m}^3$ ) - 260

Date	Sampling Time	Weather Condition	Filter paper no.	Filter Weight, g		Elapse Time, hr		Sampling Time, hr	Flow Rate, $\text{m}^3/\text{min}$			Total Volume, $\text{m}^3$	TSP Level, $\mu\text{g}/\text{m}^3$
				Initial	Final	Initial	Final		Initial, $Q_{si}$	Final, $Q_{sf}$	Average		
28-Jan-21	08:00	Fine	MA1b_24hr_007057	2.6972	2.8410	8234.33	8258.33	24.00	0.95	0.96	0.95	1373	104.7
03-Feb-21	08:00	Fine	MA1b_24hr_007180	2.7310	2.8667	8261.33	8285.33	24.00	0.95	0.95	0.95	1371	99.0
09-Feb-21	08:00	Fine	MA1b_24hr_007110	2.7319	2.8868	8288.33	8312.33	24.00	0.95	0.95	0.95	1369	113.2
11-Feb-21	08:00	Fine	MA1b_24hr_007132	2.7163	2.7596	8315.33	8339.33	24.00	0.95	0.95	0.95	1368	31.7
20-Feb-21	08:00	Fine	MA1b_24hr_007136	2.7006	2.8489	8342.33	8366.33	24.00	0.95	0.95	0.95	1365	108.6
26-Feb-21	08:00	Rainy	MA1b_24hr_007145	2.6915	2.7855	8369.33	8393.33	24.00	0.94	0.95	0.94	1358	69.2

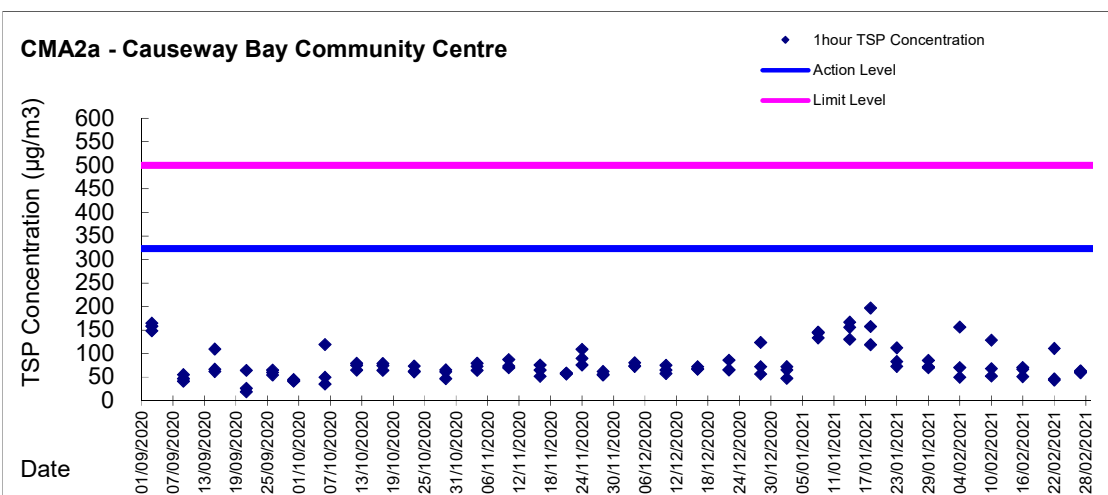
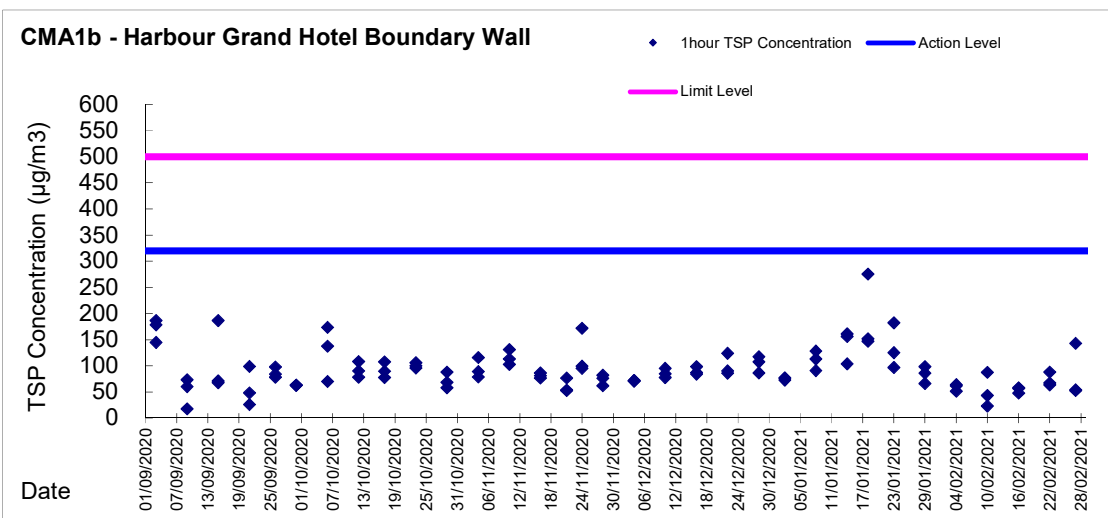
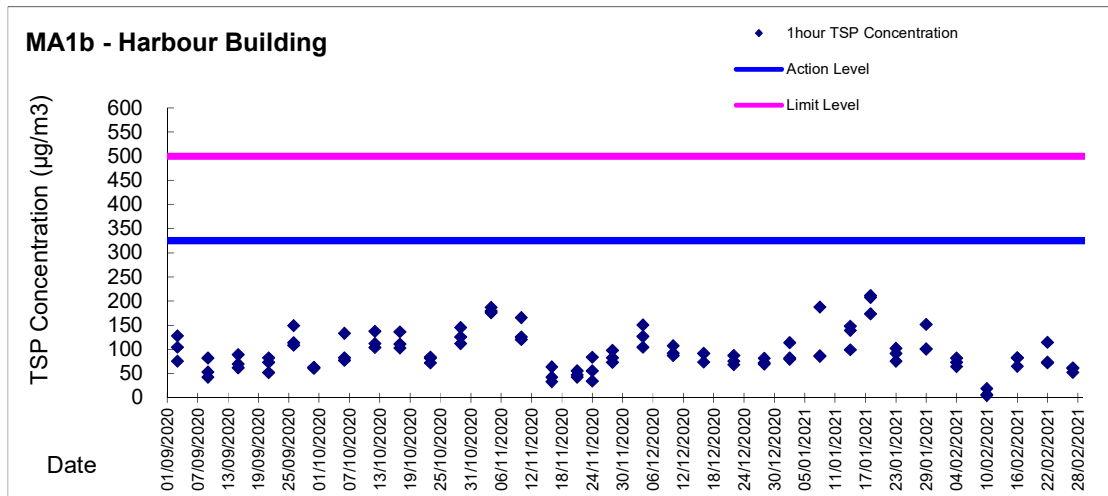
Report on 1-hour TSP monitoring

Action Level ( $\mu\text{g}/\text{m}^3$ ) - 325.1

Limit Level ( $\mu\text{g}/\text{m}^3$ ) - 500

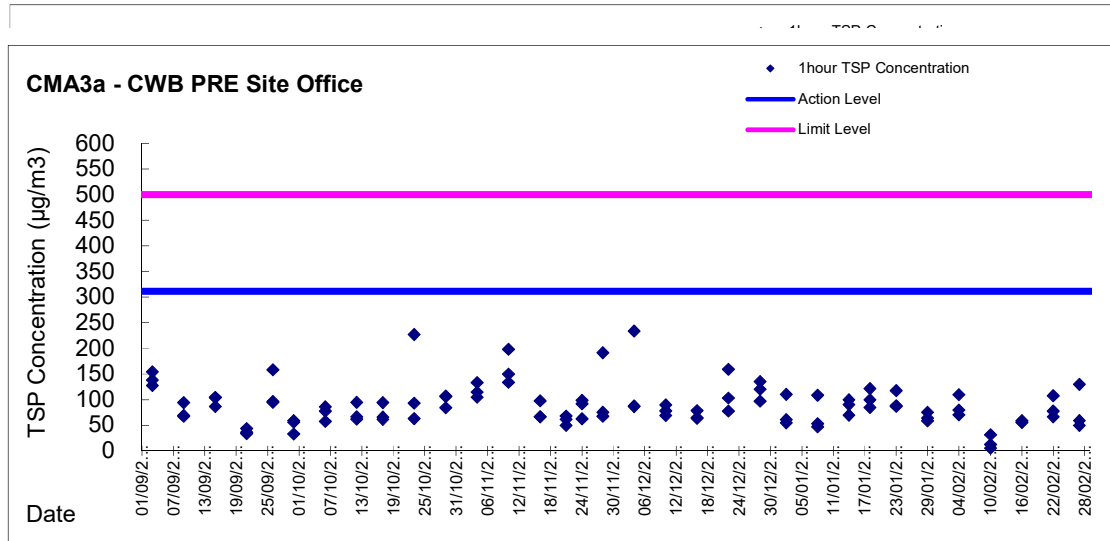
Date	Sampling Time	Weather Condition	Filter paper no.	Filter Weight, g		Elapse Time, hr		Sampling Time, hr	Flow Rate, $\text{m}^3/\text{min}$			Total Volume, $\text{m}^3$	TSP Level, $\mu\text{g}/\text{m}^3$
				Initial	Final	Initial	Final		Initial, $Q_{si}$	Final, $Q_{sf}$	Average		
29-Jan-21	13:00	Fine	MA1b_1hr_1_007178	2.7414	2.7472	8258.33	8259.33	1.00	0.96	0.96	0.96	57	101.1
29-Jan-21	14:02	Fine	MA1b_1hr_2_007179	2.7448	2.7506	8259.33	8260.33	1.00	0.96	0.96	0.96	57	101.1
29-Jan-21	15:04	Fine	MA1b_1hr_3_007182	2.7292	2.7379	8260.33	8261.33	1.00	0.96	0.96	0.96	57	151.6
04-Feb-21	13:00	Fine	MA1b_1hr_1_007112	2.7226	2.7273	8285.33	8286.33	1.00	0.95	0.95	0.95	57	82.4
04-Feb-21	14:02	Fine	MA1b_1hr_2_007113	2.7373	2.7410	8286.33	8287.33	1.00	0.95	0.95	0.95	57	64.9
04-Feb-21	15:04	Fine	MA1b_1hr_3_007114	2.7221	2.7263	8287.33	8288.33	1.00	0.95	0.95	0.95	57	73.6
10-Feb-21	13:00	Fine	MA1b_1hr_1_007129	2.7368	2.7379	8312.33	8313.33	1.00	0.95	0.95	0.95	57	19.3
10-Feb-21	14:02	Fine	MA1b_1hr_2_007130	2.7265	2.7269	8313.33	8314.33	1.00	0.95	0.95	0.95	57	7.0
10-Feb-21	15:04	Fine	MA1b_1hr_3_007133	2.7226	2.7229	8314.33	8315.33	1.00	0.95	0.95	0.95	57	5.3
16-Feb-21	13:00	Fine	MA1b_1hr_1_007134	2.7167	2.7214	8339.33	8340.33	1.00	0.95	0.95	0.95	57	82.8
16-Feb-21	14:02	Fine	MA1b_1hr_2_007131	2.7275	2.7322	8340.33	8341.33	1.00	0.95	0.95	0.95	57	82.8
16-Feb-21	15:04	Fine	MA1b_1hr_3_007135	2.7088	2.7125	8341.33	8342.33	1.00	0.95	0.95	0.95	57	65.2
22-Feb-21	13:00	Fine	MA1b_1hr_1_007143	2.7022	2.7087	8366.33	8367.33	1.00	0.94	0.94	0.94	57	114.8
22-Feb-21	14:02	Fine	MA1b_1hr_2_007147	2.7015	2.7056	8367.33	8368.33	1.00	0.94	0.94	0.94	57	72.4
22-Feb-21	15:04	Fine	MA1b_1hr_3_007144	2.7063	2.7105	8368.33	8369.33	1.00	0.94	0.94	0.94	57	74.2
27-Feb-21	13:00	Rainy	MA1b_1hr_1_007146	2.6860	2.6890	8394.30	8395.30	1.00	0.95	0.95	0.95	57	52.8
27-Feb-21	14:02	Rainy	MA1b_1hr_2_007010	2.7207	2.7242	8395.30	8396.30	1.00	0.95	0.95	0.95	57	61.6
27-Feb-21	15:04	Rainy	MA1b_1hr_3_007011	2.7201	2.7236	8396.30	8397.30	1.00	0.95	0.95	0.95	57	61.6

Graphic Presentation of 1 hour TSP Result

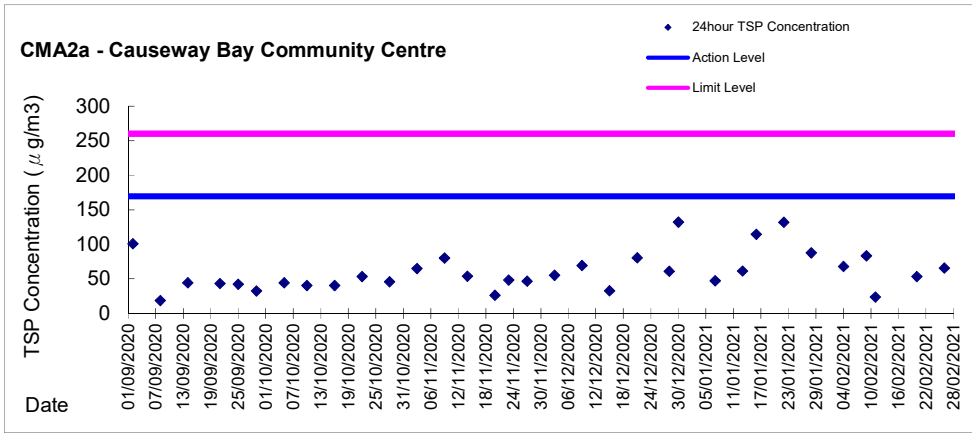
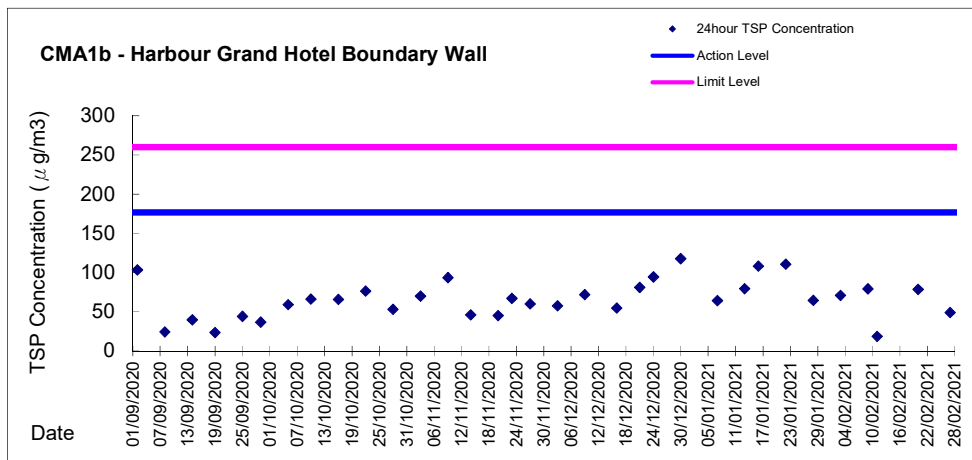
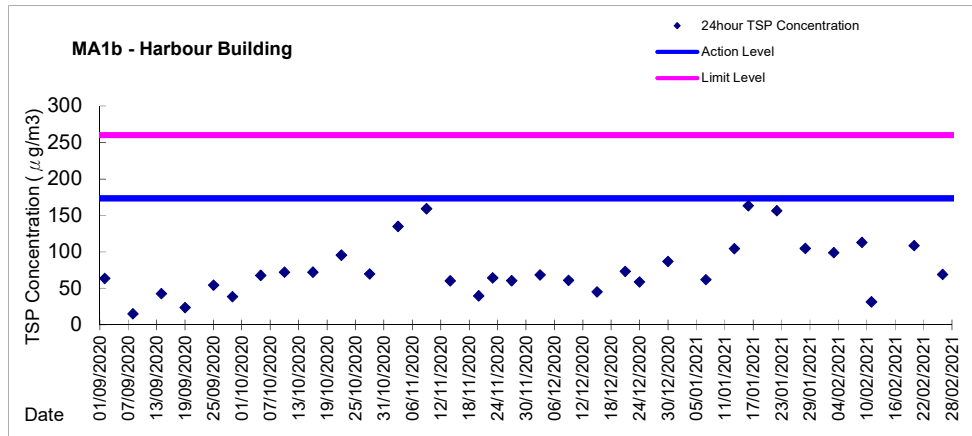




Graphic Presentation of 1 hour TSP Result



Graphic Presentation of 24 hour TSP Result





Graphic Presentation of 24 hour TSP Result

